

Pr₅Si₃N₉

Saskia Lupart and Wolfgang Schnick*

Department Chemie und Biochemie, Ludwig-Maximilians-Universität München,
Lehrstuhl für Anorganische Festkörperchemie, Butenandtstrasse 5–13, D-81377
München, Germany

Correspondence e-mail: Wolfgang.Schnick@uni-muenchen.de

Received 9 April 2009; accepted 4 May 2009

Key indicators: single-crystal X-ray study; $T = 293$ K; mean $\sigma(\text{Si–N}) = 0.009$ Å;
 R factor = 0.037; wR factor = 0.097; data-to-parameter ratio = 16.4.

Single crystals of Pr₅Si₃N₉, pentapraseodymium trisilicon nonanitride, were obtained by the reaction of elemental praseodymium with silicon diimide in a radio-frequency furnace at 1873 K. The crystal structure consists of a chain-like Si–N substructure of corner-sharing SiN₄ tetrahedra. An additional Q^1 -type [SiN₄] unit is attached to every second tetrahedron directed alternately in opposite directions. The resulting branched chains interlock with each other, building up a three-dimensional structure. The central atoms of the Q^1 -type [SiN₄] unit and of its attached tetrahedron are situated on a mirror plane, as are two of the four crystallographically unique Pr³⁺ ions. The latter are coordinated by six to ten N atoms, with Pr–N distances similar to those of other rare earth nitridosilicates.

Related literature

For isotopic compounds Ln₅Si₃N₉ ($Ln = \text{La, Ce}$), see: Schmolke *et al.* (2009). For experimental details, see: Schnick & Huppertz (1997); Schnick *et al.* (1999). Typical atomic distances for rare earth nitridosilicates have been reported by Schnick (2001) and Lissner & Schleid (2004).

Experimental*Crystal data*

Pr ₅ Si ₃ N ₉	$V = 1864.2(6)$ Å ³
$M_r = 914.91$	$Z = 8$
Orthorhombic, $Cmce$	Mo $K\alpha$ radiation
$a = 10.512(2)$ Å	$\mu = 26.01$ mm ⁻¹
$b = 11.243(2)$ Å	$T = 293$ K
$c = 15.773(3)$ Å	$0.17 \times 0.10 \times 0.08$ mm

Data collection

Stoe IPDS diffractometer	9626 measured reflections
Absorption correction: multi-scan (<i>XPREP</i> ; Sheldrick, 2008)	1480 independent reflections
$T_{\min} = 0.040$, $T_{\max} = 0.125$	1133 reflections with $I > 2\sigma(I)$
	$R_{\text{int}} = 0.080$

Refinement

$R[F^2 > 2\sigma(F^2)] = 0.037$	90 parameters
$wR(F^2) = 0.097$	$\Delta\rho_{\max} = 2.10$ e Å ⁻³
$S = 0.97$	$\Delta\rho_{\min} = -2.31$ e Å ⁻³
1480 reflections	

Data collection: *X-Area* (Stoe & Cie, 2002); cell refinement: *X-Area*; data reduction: *X-Area*; program(s) used to solve structure: *SHELXS97* (Sheldrick, 2008); program(s) used to refine structure: *SHELXL97* (Sheldrick, 2008); molecular graphics: *DIAMOND* (Brandenburg, 1999); software used to prepare material for publication: *SHELXL97*.

The authors thank Thomas Miller and Dr Oliver Oeckler for performing the single-crystal X-ray diffractometry. Financial support by the Fonds der Chemischen Industrie (FCI) is gratefully acknowledged.

Supplementary data and figures for this paper are available from the IUCr electronic archives (Reference: WM2229).

References

- Brandenburg, K. (1999). *DIAMOND*. Crystal Impact GbR, Bonn, Germany.
- Lissner, F. & Schleid, T. (2004). *Z. Anorg. Allg. Chem.* **630**, 2226–2230.
- Schmolke, C., Bichler, D., Johrendt, D. & Schnick, W. (2009). *Solid State Sci.* **11**, 389–394.
- Schnick, W. (2001). *Int. J. Inorg. Mater.* **3**, 1267–1272.
- Schnick, W. & Huppertz, H. (1997). *Chem. Eur. J.* **3**, 679–683.
- Schnick, W., Huppertz, H. & Lauterbach, R. (1999). *J. Mater. Chem.* **9**, 289–296.
- Sheldrick, G. M. (2008). *Acta Cryst.* **A64**, 112–122.
- Stoe & Cie (2002). *X-Area*. Stoe & Cie, Darmstadt, Germany.

supplementary materials

Acta Cryst. (2009). E65, i43 [doi:10.1107/S1600536809016638]

Pr₅Si₃N₉

S. Lupart and W. Schnick

Comment

The title compound is a branched chain-like nitridosilicate isotypic to Ln₅Si₃N₉ (Ln = La, Ce) described by Schmolke *et al.* (2009). Except for Ln₅Si₃N₉ (Ln = La, Ce, Pr), no other chain-like nitridosilicates have been observed so far. The single chains in Pr₅Si₃N₉ run along [100] and are built up of corner sharing [SiN₄] tetrahedra, whereas every second tetrahedron is additionally connected to a Q¹-type tetrahedron. These direct alternately in opposing directions (Fig. 1). Thereby the Si2 and Si3 atoms are located on a mirror plane which is co-planar to [100]. Due to the constitution of the terminal tetrahedra the chains interlock zipper-like with each other (Fig. 2). The Pr³⁺ ions (yellow) are located between the chains. The coordination numbers of the Pr³⁺ ions range between six (for Pr4) and ten (for Pr 3) with Pr—N distances varying from 2.310 (11) to 3.053 (2) Å. The geometric parameters of Pr₅Si₃N₉ are in the usual ranges and correspond with those of the isotypic compounds Ln₅Si₃N₉ (Ln = La, Ce) and other nitridosilicates (Schnick, 2001; Lissner & Schleid, 2004).

Experimental

Pr₅Si₃N₉ was synthesized by the reaction of Pr (swarf, 99.9%, Chempur, Karlsruhe) and silicon diimide (Schnick & Hupertz, 1997) which were thoroughly mixed in a glove box (Unilab, MBraun). The mixture was heated in a tungsten crucible in a radio-frequency furnace (Schnick *et al.*, 1999) under purified N₂ up to 1873 K within 1 h. This temperature was retained for 5 h, and the crucible thereafter cooled down to 1073 K in 35 h before quenching to room temperature within 1 h. Pr₅Si₃N₉ could be obtained as air-sensitive dark-yellow crystals with PrN as by-product.

Refinement

In the final Fourier map the highest peak is 0.19 Å from atom Si1 and the deepest hole is 0.64 Å from atom Pr4.

Figures

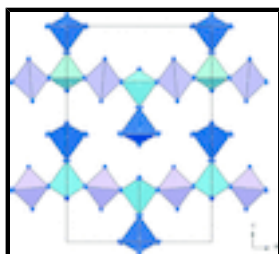


Fig. 1. Presentation of the Si—N substructure, with anisotropic displacement parameters drawn at the 50% probability level. SiO₄ tetrahedra are depicted purple for Si1, light blue for Si2 and dark blue for Si3.

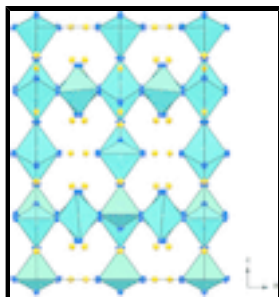


Fig. 2. View along [010] illustrating the resulting three-dimensional structure. Pr^{3+} ions are depicted yellow, with anisotropic displacement parameters drawn at the 50% probability level.

Pentaprasedymiumtrisiliconnonanitride

Crystal data

$\text{Pr}_5\text{Si}_3\text{N}_9$

$M_r = 914.91$

Orthorhombic, $Cmce$

Hall symbol: $-C\ 2\ bc\ 2$

$a = 10.512\ (2)\ \text{\AA}$

$b = 11.243\ (2)\ \text{\AA}$

$c = 15.773\ (3)\ \text{\AA}$

$V = 1864.2\ (6)\ \text{\AA}^3$

$Z = 8$

$F_{000} = 3200$

$D_x = 6.520\ \text{Mg m}^{-3}$

Mo $K\alpha$ radiation

$\lambda = 0.71073\ \text{\AA}$

Cell parameters from 5699 reflections

$\theta = 2.6\text{--}30.5^\circ$

$\mu = 26.01\ \text{mm}^{-1}$

$T = 293\ \text{K}$

Block, yellow

$0.17 \times 0.10 \times 0.08\ \text{mm}$

Data collection

Stoe IPDS
diffractometer

Radiation source: fine-focus sealed tube

Monochromator: graphite

$T = 293\ \text{K}$

ω scans

Absorption correction: multi-scan
(XPREP; Sheldrick, 2008)

$T_{\min} = 0.040$, $T_{\max} = 0.125$

9626 measured reflections

1480 independent reflections

1133 reflections with $I > 2\sigma(I)$

$R_{\text{int}} = 0.080$

$\theta_{\max} = 30.5^\circ$

$\theta_{\min} = 2.6^\circ$

$h = -12 \rightarrow 14$

$k = -15 \rightarrow 15$

$l = -22 \rightarrow 22$

Refinement

Refinement on F^2

Least-squares matrix: full

$R[F^2 > 2\sigma(F^2)] = 0.037$

$wR(F^2) = 0.097$

$S = 0.97$

Secondary atom site location: difference Fourier map

$$w = 1/[\sigma^2(F_o^2) + (0.0626P)^2]$$

where $P = (F_o^2 + 2F_c^2)/3$

$(\Delta/\sigma)_{\max} < 0.001$

$\Delta\rho_{\max} = 2.10\ \text{e \AA}^{-3}$

$\Delta\rho_{\min} = -2.30\ \text{e \AA}^{-3}$

1480 reflections
 Extinction correction: SHELXL97 (Sheldrick, 2008),
 $F_c^* = kF_c [1 + 0.001 \times F_c^2 \lambda^3 / \sin(2\theta)]^{-1/4}$
 90 parameters
 Extinction coefficient: 0.00090 (6)
 Primary atom site location: structure-invariant direct methods

Special details

Geometry. All e.s.d.'s (except the e.s.d. in the dihedral angle between two l.s. planes) are estimated using the full covariance matrix. The cell e.s.d.'s are taken into account individually in the estimation of e.s.d.'s in distances, angles and torsion angles; correlations between e.s.d.'s in cell parameters are only used when they are defined by crystal symmetry. An approximate (isotropic) treatment of cell e.s.d.'s is used for estimating e.s.d.'s involving l.s. planes.

Refinement. Refinement of F^2 against ALL reflections. The weighted R -factor wR and goodness of fit S are based on F^2 , conventional R -factors R are based on F , with F set to zero for negative F^2 . The threshold expression of $F^2 > \sigma(F^2)$ is used only for calculating R -factors(gt) etc. and is not relevant to the choice of reflections for refinement. R -factors based on F^2 are statistically about twice as large as those based on F , and R -factors based on ALL data will be even larger.

Fractional atomic coordinates and isotropic or equivalent isotropic displacement parameters (\AA^2)

	<i>x</i>	<i>y</i>	<i>z</i>	$U_{\text{iso}}^*/U_{\text{eq}}$
Pr1	0.0000	0.01304 (6)	0.33611 (4)	0.01605 (18)
Pr2	-0.21211 (5)	-0.25683 (4)	0.37015 (3)	0.01847 (17)
Pr3	0.0000	-0.00567 (6)	0.11240 (4)	0.01844 (19)
Pr4	0.20546 (7)	0.0000	0.5000	0.01756 (19)
Si1	0.0000	-0.2598 (3)	0.5166 (2)	0.0148 (6)
Si2	0.0000	0.2724 (3)	0.2739 (2)	0.0148 (6)
Si3	-0.2500	-0.0361 (3)	0.2500	0.0146 (6)
N1	0.0000	0.1552 (10)	0.2035 (7)	0.020 (2)
N2	0.0000	0.2233 (10)	0.3761 (6)	0.024 (2)
N3	0.1254 (8)	-0.1348 (7)	0.2416 (5)	0.0201 (14)
N4	0.2371 (7)	0.0349 (7)	0.3472 (5)	0.0176 (13)
N5	-0.1321 (8)	-0.3528 (8)	0.5006 (5)	0.0226 (15)
N6	0.0000	-0.1350 (10)	0.4519 (7)	0.022 (2)

Atomic displacement parameters (\AA^2)

	U^{11}	U^{22}	U^{33}	U^{12}	U^{13}	U^{23}
Pr1	0.0137 (3)	0.0145 (3)	0.0199 (3)	0.000	0.000	-0.0005 (2)
Pr2	0.0190 (3)	0.0167 (3)	0.0197 (3)	-0.00032 (16)	-0.00156 (15)	0.00234 (15)
Pr3	0.0220 (4)	0.0160 (3)	0.0173 (3)	0.000	0.000	-0.0013 (2)
Pr4	0.0173 (4)	0.0177 (3)	0.0177 (3)	0.000	0.000	0.0001 (2)
Si1	0.0176 (16)	0.0136 (13)	0.0133 (12)	0.000	0.000	0.0007 (10)
Si2	0.0120 (15)	0.0141 (14)	0.0184 (14)	0.000	0.000	-0.0014 (10)
Si3	0.0113 (14)	0.0164 (14)	0.0160 (14)	0.000	0.0011 (10)	0.000
N1	0.020 (6)	0.019 (4)	0.022 (5)	0.000	0.000	-0.005 (4)
N2	0.041 (7)	0.018 (5)	0.012 (4)	0.000	0.000	-0.002 (3)
N3	0.013 (3)	0.020 (3)	0.027 (4)	-0.001 (3)	0.004 (3)	-0.003 (3)
N4	0.013 (3)	0.024 (3)	0.016 (3)	-0.005 (3)	0.001 (2)	-0.001 (3)

supplementary materials

N5	0.019 (4)	0.024 (4)	0.024 (3)	-0.004 (3)	-0.007 (3)	0.005 (3)
N6	0.018 (6)	0.024 (5)	0.024 (5)	0.000	0.000	0.001 (4)

Geometric parameters (Å, °)

Pr1—N2	2.446 (12)	Pr4—Pr2 ^{xii}	3.5243 (7)
Pr1—N3 ⁱ	2.593 (8)	Pr4—Pr2 ⁱ	3.5408 (7)
Pr1—N3	2.593 (8)	Pr4—Pr2 ^{xv}	3.5408 (7)
Pr1—N6	2.471 (12)	Si1—N6	1.735 (12)
Pr1—N4	2.511 (8)	Si1—N2 ^{xv}	1.742 (10)
Pr1—N4 ⁱ	2.511 (8)	Si1—N5	1.756 (8)
Pr1—N1	2.633 (11)	Si1—N5 ⁱ	1.756 (8)
Pr1—Si3	3.0093 (8)	Si1—Pr3 ^{xvi}	3.039 (3)
Pr1—Si3 ⁱⁱ	3.0093 (8)	Si1—Pr2 ⁱ	3.211 (2)
Pr1—Si2	3.077 (3)	Si1—Pr3 ⁱⁱⁱ	3.432 (3)
Pr1—Si2 ⁱⁱⁱ	3.214 (3)	Si2—N2	1.704 (11)
Pr1—Pr4	3.3717 (8)	Si2—N1	1.723 (11)
Pr2—N3 ⁱ	2.613 (8)	Si2—N3 ^{ix}	1.699 (8)
Pr2—N4 ^{iv}	2.429 (8)	Si2—N3 ^x	1.699 (8)
Pr2—N5	2.470 (8)	Si2—Pr3 ^{ix}	3.073 (3)
Pr2—N1 ⁱⁱⁱ	2.702 (6)	Si2—Pr2 ^{ix}	3.200 (2)
Pr2—N5 ^v	2.891 (9)	Si2—Pr2 ^x	3.200 (2)
Pr2—N6	2.917 (8)	Si2—Pr1 ^{ix}	3.214 (3)
Pr2—N3 ^{vi}	2.812 (8)	Si2—Pr2 ^{xiii}	3.4018 (16)
Pr2—Si3	3.148 (3)	Si2—Pr2 ^{xvii}	3.4018 (16)
Pr2—Si2 ⁱⁱⁱ	3.200 (2)	Si3—N3 ^{vi}	1.722 (8)
Pr2—Si1	3.211 (2)	Si3—N3 ⁱ	1.722 (8)
Pr2—Si2 ^{iv}	3.4018 (16)	Si3—N4 ^{vi}	1.733 (7)
Pr2—Pr4 ^{iv}	3.5243 (7)	Si3—N4 ⁱ	1.733 (7)
Pr3—N1	2.310 (11)	Si3—Pr1 ^{vi}	3.0093 (8)
Pr3—N5 ^{vii}	2.752 (8)	Si3—Pr2 ^{xviii}	3.148 (3)
Pr3—N5 ^{viii}	2.752 (8)	Si3—Pr3 ^{vi}	3.4254 (7)
Pr3—N5 ^{ix}	2.839 (9)	N1—Pr2 ^{ix}	2.702 (6)
Pr3—N5 ^x	2.839 (9)	N1—Pr2 ^x	2.702 (6)
Pr3—N4 ^{xi}	2.873 (8)	N2—Si1 ^{xv}	1.742 (10)
Pr3—N4 ^{vi}	2.873 (8)	N3—Si3 ⁱⁱ	1.722 (8)
Pr3—Si1 ^{viii}	3.039 (3)	N3—Si2 ⁱⁱⁱ	1.699 (8)
Pr3—Si2 ⁱⁱⁱ	3.073 (3)	N3—Pr2 ⁱ	2.613 (8)
Pr3—Si3 ⁱⁱ	3.4254 (7)	N3—Pr2 ⁱⁱ	2.812 (8)
Pr3—Si3	3.4254 (7)	N4—Si3 ⁱⁱ	1.733 (7)
Pr3—Si1 ^{ix}	3.432 (3)	N4—Pr2 ^{xiii}	2.429 (8)
Pr4—N5 ^{xii}	2.378 (8)	N4—Pr3 ⁱⁱ	2.873 (8)

Pr4—N5 ^{xiii}	2.378 (8)	N5—Pr4 ^{iv}	2.378 (8)
Pr4—N4	2.465 (7)	N5—Pr3 ^{xvi}	2.752 (8)
Pr4—N4 ^{xiv}	2.465 (7)	N5—Pr3 ⁱⁱⁱ	2.839 (9)
Pr4—N6	2.747 (7)	N5—Pr2 ^v	2.891 (9)
Pr4—N6 ^{xv}	2.747 (7)	N6—Pr4 ^{xv}	2.747 (7)
Pr4—Pr1 ^{xv}	3.3717 (8)	N6—Pr2 ⁱ	2.917 (8)
Pr4—Pr2 ^{xiii}	3.5243 (7)		
N2—Pr1—N3 ⁱ	140.1 (2)	N4—Pr4—Pr2 ^{xiii}	43.52 (18)
N2—Pr1—N3	140.1 (2)	N4 ^{xiv} —Pr4—Pr2 ^{xiii}	131.21 (19)
N3 ⁱ —Pr1—N3	61.1 (4)	N6—Pr4—Pr2 ^{xiii}	117.5 (2)
N2—Pr1—N6	117.4 (4)	N6 ^{xv} —Pr4—Pr2 ^{xiii}	85.7 (2)
N3 ⁱ —Pr1—N6	89.6 (3)	Pr1—Pr4—Pr2 ^{xiii}	71.228 (16)
N3—Pr1—N6	89.6 (3)	Pr1 ^{xv} —Pr4—Pr2 ^{xiii}	129.553 (18)
N2—Pr1—N4	83.53 (18)	N5 ^{xii} —Pr4—Pr2 ^{xii}	44.41 (19)
N3 ⁱ —Pr1—N4	127.4 (3)	N5 ^{xiii} —Pr4—Pr2 ^{xii}	111.17 (19)
N3—Pr1—N4	66.3 (3)	N4—Pr4—Pr2 ^{xii}	131.21 (19)
N6—Pr1—N4	90.85 (18)	N4 ^{xiv} —Pr4—Pr2 ^{xii}	43.52 (18)
N2—Pr1—N4 ⁱ	83.53 (18)	N6—Pr4—Pr2 ^{xii}	85.7 (2)
N3 ⁱ —Pr1—N4 ⁱ	66.3 (3)	N6 ^{xv} —Pr4—Pr2 ^{xii}	117.5 (2)
N3—Pr1—N4 ⁱ	127.4 (3)	Pr1—Pr4—Pr2 ^{xii}	129.553 (18)
N6—Pr1—N4 ⁱ	90.85 (18)	Pr1 ^{xv} —Pr4—Pr2 ^{xii}	71.228 (16)
N4—Pr1—N4 ⁱ	166.2 (3)	Pr2 ^{xiii} —Pr4—Pr2 ^{xii}	151.53 (3)
N2—Pr1—N1	67.5 (3)	N5 ^{xii} —Pr4—Pr2 ⁱ	54.3 (2)
N3 ⁱ —Pr1—N1	86.1 (3)	N5 ^{xiii} —Pr4—Pr2 ⁱ	123.7 (2)
N3—Pr1—N1	86.1 (3)	N4—Pr4—Pr2 ⁱ	64.00 (18)
N6—Pr1—N1	175.0 (4)	N4 ^{xiv} —Pr4—Pr2 ⁱ	115.66 (18)
N4—Pr1—N1	89.75 (17)	N6—Pr4—Pr2 ⁱ	53.49 (19)
N4 ⁱ —Pr1—N1	89.75 (17)	N6 ^{xv} —Pr4—Pr2 ⁱ	128.75 (19)
N2—Pr1—Si3	107.07 (11)	Pr1—Pr4—Pr2 ⁱ	66.712 (16)
N3 ⁱ —Pr1—Si3	34.80 (19)	Pr1 ^{xv} —Pr4—Pr2 ⁱ	114.875 (19)
N3—Pr1—Si3	93.83 (19)	Pr2 ^{xiii} —Pr4—Pr2 ⁱ	106.955 (19)
N6—Pr1—Si3	102.12 (13)	Pr2 ^{xii} —Pr4—Pr2 ⁱ	72.463 (19)
N4—Pr1—Si3	156.38 (16)	N5 ^{xii} —Pr4—Pr2 ^{xv}	123.7 (2)
N4 ⁱ —Pr1—Si3	35.15 (17)	N5 ^{xiii} —Pr4—Pr2 ^{xv}	54.3 (2)
N1—Pr1—Si3	75.69 (11)	N4—Pr4—Pr2 ^{xv}	115.66 (18)
N2—Pr1—Si3 ⁱⁱ	107.07 (11)	N4 ^{xiv} —Pr4—Pr2 ^{xv}	64.00 (18)
N3 ⁱ —Pr1—Si3 ⁱⁱ	93.83 (19)	N6—Pr4—Pr2 ^{xv}	128.75 (19)
N3—Pr1—Si3 ⁱⁱ	34.80 (19)	N6 ^{xv} —Pr4—Pr2 ^{xv}	53.49 (19)
N6—Pr1—Si3 ⁱⁱ	102.12 (13)	Pr1—Pr4—Pr2 ^{xv}	114.875 (19)
N4—Pr1—Si3 ⁱⁱ	35.15 (17)	Pr1 ^{xv} —Pr4—Pr2 ^{xv}	66.712 (16)

supplementary materials

N4 ⁱ —Pr1—Si3 ⁱⁱ	156.38 (16)	Pr2 ^{xiii} —Pr4—Pr2 ^{xv}	72.463 (19)
N1—Pr1—Si3 ⁱⁱ	75.69 (11)	Pr2 ^{xii} —Pr4—Pr2 ^{xv}	106.955 (19)
Si3—Pr1—Si3 ⁱⁱ	121.68 (5)	Pr2 ⁱ —Pr4—Pr2 ^{xv}	177.74 (3)
N2—Pr1—Si2	33.5 (2)	N6—Si1—N2 ^{xv}	112.4 (6)
N3 ⁱ —Pr1—Si2	115.08 (18)	N6—Si1—N5	113.4 (3)
N3—Pr1—Si2	115.08 (18)	N2 ^{xv} —Si1—N5	106.3 (4)
N6—Pr1—Si2	150.9 (3)	N6—Si1—N5 ⁱ	113.4 (3)
N4—Pr1—Si2	85.94 (18)	N2 ^{xv} —Si1—N5 ⁱ	106.3 (4)
N4 ⁱ —Pr1—Si2	85.94 (18)	N5—Si1—N5 ⁱ	104.5 (6)
N1—Pr1—Si2	34.0 (2)	N6—Si1—Pr3 ^{xvi}	173.8 (4)
Si3—Pr1—Si2	91.71 (7)	N2 ^{xv} —Si1—Pr3 ^{xvi}	73.8 (4)
Si3 ⁱⁱ —Pr1—Si2	91.71 (7)	N5—Si1—Pr3 ^{xvi}	63.6 (3)
N2—Pr1—Si2 ⁱⁱⁱ	162.3 (2)	N5 ⁱ —Si1—Pr3 ^{xvi}	63.6 (3)
N3 ⁱ —Pr1—Si2 ⁱⁱⁱ	31.79 (18)	N6—Si1—Pr2	64.4 (3)
N3—Pr1—Si2 ⁱⁱⁱ	31.79 (18)	N2 ^{xv} —Si1—Pr2	134.16 (11)
N6—Pr1—Si2 ⁱⁱⁱ	80.3 (3)	N5—Si1—Pr2	49.7 (3)
N4—Pr1—Si2 ⁱⁱⁱ	96.89 (17)	N5 ⁱ —Si1—Pr2	116.8 (3)
N4 ⁱ —Pr1—Si2 ⁱⁱⁱ	96.89 (17)	Pr3 ^{xvi} —Si1—Pr2	111.53 (8)
N1—Pr1—Si2 ⁱⁱⁱ	94.7 (2)	N6—Si1—Pr2 ⁱ	64.4 (3)
Si3—Pr1—Si2 ⁱⁱⁱ	66.54 (6)	N2 ^{xv} —Si1—Pr2 ⁱ	134.16 (11)
Si3 ⁱⁱ —Pr1—Si2 ⁱⁱⁱ	66.54 (6)	N5—Si1—Pr2 ⁱ	116.8 (3)
Si2—Pr1—Si2 ⁱⁱⁱ	128.72 (3)	N5 ⁱ —Si1—Pr2 ⁱ	49.7 (3)
N2—Pr1—Pr4	81.05 (18)	Pr3 ^{xvi} —Si1—Pr2 ⁱ	111.53 (8)
N3 ⁱ —Pr1—Pr4	137.62 (17)	Pr2—Si1—Pr2 ⁱ	87.97 (8)
N3—Pr1—Pr4	95.02 (19)	N6—Si1—Pr3 ⁱⁱⁱ	107.6 (4)
N6—Pr1—Pr4	53.42 (16)	N2 ^{xv} —Si1—Pr3 ⁱⁱⁱ	140.0 (4)
N4—Pr1—Pr4	46.78 (16)	N5—Si1—Pr3 ⁱⁱⁱ	55.6 (3)
N4 ⁱ —Pr1—Pr4	125.95 (16)	N5 ⁱ —Si1—Pr3 ⁱⁱⁱ	55.6 (3)
N1—Pr1—Pr4	129.46 (13)	Pr3 ^{xvi} —Si1—Pr3 ⁱⁱⁱ	66.18 (7)
Si3—Pr1—Pr4	153.83 (4)	Pr2—Si1—Pr3 ⁱⁱⁱ	65.29 (6)
Si3 ⁱⁱ —Pr1—Pr4	77.212 (18)	Pr2 ⁱ —Si1—Pr3 ⁱⁱⁱ	65.29 (6)
Si2—Pr1—Pr4	106.60 (5)	N2—Si2—N1	111.2 (6)
Si2 ⁱⁱⁱ —Pr1—Pr4	112.17 (4)	N2—Si2—N3 ^{ix}	109.6 (4)
N3 ⁱ —Pr2—N4 ^{iv}	117.8 (2)	N1—Si2—N3 ^{ix}	112.2 (4)
N3 ⁱ —Pr2—N5	139.2 (3)	N2—Si2—N3 ^x	109.6 (4)
N4 ^{iv} —Pr2—N5	77.2 (3)	N1—Si2—N3 ^x	112.2 (4)
N3 ⁱ —Pr2—N1 ⁱⁱⁱ	64.6 (3)	N3 ^{ix} —Si2—N3 ^x	101.8 (6)
N4 ^{iv} —Pr2—N1 ⁱⁱⁱ	76.4 (3)	N2—Si2—Pr3 ^{ix}	73.2 (4)
N5—Pr2—N1 ⁱⁱⁱ	85.3 (3)	N1—Si2—Pr3 ^{ix}	175.6 (4)
N3 ⁱ —Pr2—N5 ^v	121.4 (2)	N3 ^{ix} —Si2—Pr3 ^{ix}	65.5 (3)
N4 ^{iv} —Pr2—N5 ^v	113.1 (2)	N3 ^x —Si2—Pr3 ^{ix}	65.5 (3)

N5—Pr2—N5 ^v	78.0 (3)	N2—Si2—Pr1	52.5 (4)
N1 ⁱⁱⁱ —Pr2—N5 ^v	157.9 (3)	N1—Si2—Pr1	58.7 (4)
N3 ⁱ —Pr2—N6	80.2 (3)	N3 ^{ix} —Si2—Pr1	128.9 (3)
N4 ^{iv} —Pr2—N6	133.4 (3)	N3 ^x —Si2—Pr1	128.9 (3)
N5—Pr2—N6	65.0 (3)	Pr3 ^{ix} —Si2—Pr1	125.69 (11)
N1 ⁱⁱⁱ —Pr2—N6	74.4 (3)	N2—Si2—Pr2 ^{ix}	129.66 (18)
N5 ^v —Pr2—N6	85.5 (2)	N1—Si2—Pr2 ^{ix}	57.6 (2)
N3 ⁱ —Pr2—N3 ^{vi}	57.9 (3)	N3 ^{ix} —Si2—Pr2 ^{ix}	120.1 (3)
N4 ^{iv} —Pr2—N3 ^{vi}	104.1 (2)	N3 ^x —Si2—Pr2 ^{ix}	54.6 (3)
N5—Pr2—N3 ^{vi}	160.4 (3)	Pr3 ^{ix} —Si2—Pr2 ^{ix}	119.86 (7)
N1 ⁱⁱⁱ —Pr2—N3 ^{vi}	114.2 (3)	Pr1—Si2—Pr2 ^{ix}	97.41 (8)
N5 ^v —Pr2—N3 ^{vi}	83.7 (2)	N2—Si2—Pr2 ^x	129.66 (18)
N6—Pr2—N3 ^{vi}	120.8 (3)	N1—Si2—Pr2 ^x	57.6 (2)
N3 ⁱ —Pr2—Si3	33.16 (18)	N3 ^{ix} —Si2—Pr2 ^x	54.6 (3)
N4 ^{iv} —Pr2—Si3	129.97 (18)	N3 ^x —Si2—Pr2 ^x	120.1 (3)
N5—Pr2—Si3	152.7 (2)	Pr3 ^{ix} —Si2—Pr2 ^x	119.86 (7)
N1 ⁱⁱⁱ —Pr2—Si3	97.7 (2)	Pr1—Si2—Pr2 ^x	97.41 (8)
N5 ^v —Pr2—Si3	90.97 (16)	Pr2 ^{ix} —Si2—Pr2 ^x	88.33 (8)
N6—Pr2—Si3	89.6 (2)	N2—Si2—Pr1 ^{ix}	141.6 (4)
N3 ^{vi} —Pr2—Si3	32.97 (16)	N1—Si2—Pr1 ^{ix}	107.2 (4)
N3 ⁱ —Pr2—Si2 ⁱⁱⁱ	32.00 (18)	N3 ^{ix} —Si2—Pr1 ^{ix}	53.5 (3)
N4 ^{iv} —Pr2—Si2 ⁱⁱⁱ	98.41 (18)	N3 ^x —Si2—Pr1 ^{ix}	53.5 (3)
N5—Pr2—Si2 ⁱⁱⁱ	113.5 (2)	Pr3 ^{ix} —Si2—Pr1 ^{ix}	68.39 (7)
N1 ⁱⁱⁱ —Pr2—Si2 ⁱⁱⁱ	32.6 (2)	Pr1—Si2—Pr1 ^{ix}	165.93 (11)
N5 ^v —Pr2—Si2 ⁱⁱⁱ	148.38 (18)	Pr2 ^{ix} —Si2—Pr1 ^{ix}	72.74 (6)
N6—Pr2—Si2 ⁱⁱⁱ	74.5 (2)	Pr2 ^x —Si2—Pr1 ^{ix}	72.74 (6)
N3 ^{vi} —Pr2—Si2 ⁱⁱⁱ	85.88 (18)	N2—Si2—Pr2 ^{xiii}	63.03 (5)
Si3—Pr2—Si2 ⁱⁱⁱ	65.15 (5)	N1—Si2—Pr2 ^{xiii}	102.34 (17)
N3 ⁱ —Pr2—Si1	108.77 (18)	N3 ^{ix} —Si2—Pr2 ^{xiii}	55.5 (3)
N4 ^{iv} —Pr2—Si1	104.47 (19)	N3 ^x —Si2—Pr2 ^{xiii}	144.5 (3)
N5—Pr2—Si1	32.8 (2)	Pr3 ^{ix} —Si2—Pr2 ^{xiii}	79.51 (6)
N1 ⁱⁱⁱ —Pr2—Si1	74.5 (2)	Pr1—Si2—Pr2 ^{xiii}	76.47 (6)
N5 ^v —Pr2—Si1	83.71 (16)	Pr2 ^{ix} —Si2—Pr2 ^{xiii}	157.94 (9)
N6—Pr2—Si1	32.5 (2)	Pr2 ^x —Si2—Pr2 ^{xiii}	71.77 (2)
N3 ^{vi} —Pr2—Si1	151.39 (17)	Pr1 ^{ix} —Si2—Pr2 ^{xiii}	108.81 (6)
Si3—Pr2—Si1	121.96 (6)	N2—Si2—Pr2 ^{xvii}	63.03 (5)
Si2 ⁱⁱⁱ —Pr2—Si1	91.60 (6)	N1—Si2—Pr2 ^{xvii}	102.34 (17)
N3 ⁱ —Pr2—Si2 ^{iv}	85.02 (18)	N3 ^{ix} —Si2—Pr2 ^{xvii}	144.5 (3)
N4 ^{iv} —Pr2—Si2 ^{iv}	80.27 (19)	N3 ^x —Si2—Pr2 ^{xvii}	55.5 (3)
N5—Pr2—Si2 ^{iv}	135.8 (2)	Pr3 ^{ix} —Si2—Pr2 ^{xvii}	79.51 (6)
N1 ⁱⁱⁱ —Pr2—Si2 ^{iv}	125.3 (2)	Pr1—Si2—Pr2 ^{xvii}	76.47 (6)

supplementary materials

N5 ^v —Pr2—Si2 ^{iv}	76.68 (16)	Pr2 ^{ix} —Si2—Pr2 ^{xvii}	71.77 (2)
N6—Pr2—Si2 ^{iv}	146.3 (2)	Pr2 ^x —Si2—Pr2 ^{xvii}	157.94 (9)
N3 ^{vi} —Pr2—Si2 ^{iv}	29.85 (17)	Pr1 ^{ix} —Si2—Pr2 ^{xvii}	108.81 (6)
Si3—Pr2—Si2 ^{iv}	62.78 (6)	Pr2 ^{xiii} —Si2—Pr2 ^{xvii}	125.65 (10)
Si2 ⁱⁱⁱ —Pr2—Si2 ^{iv}	107.04 (3)	N3 ^{vi} —Si3—N3 ⁱ	99.8 (6)
Si1—Pr2—Si2 ^{iv}	160.04 (7)	N3 ^{vi} —Si3—N4 ^{vi}	107.8 (4)
N3 ⁱ —Pr2—Pr4 ^{iv}	160.79 (17)	N3 ⁱ —Si3—N4 ^{vi}	106.7 (4)
N4 ^{iv} —Pr2—Pr4 ^{iv}	44.35 (17)	N3 ^{vi} —Si3—N4 ⁱ	106.7 (4)
N5—Pr2—Pr4 ^{iv}	42.36 (19)	N3 ⁱ —Si3—N4 ⁱ	107.8 (4)
N1 ⁱⁱⁱ —Pr2—Pr4 ^{iv}	99.7 (2)	N4 ^{vi} —Si3—N4 ⁱ	125.2 (5)
N5 ^v —Pr2—Pr4 ^{iv}	77.38 (17)	N3 ^{vi} —Si3—Pr1	138.4 (3)
N6—Pr2—Pr4 ^{iv}	107.2 (2)	N3 ⁱ —Si3—Pr1	59.3 (3)
N3 ^{vi} —Pr2—Pr4 ^{iv}	126.40 (17)	N4 ^{vi} —Si3—Pr1	112.5 (3)
Si3—Pr2—Pr4 ^{iv}	158.49 (2)	N4 ⁱ —Si3—Pr1	56.5 (3)
Si2 ⁱⁱⁱ —Pr2—Pr4 ^{iv}	131.58 (6)	N3 ^{vi} —Si3—Pr1 ^{vi}	59.3 (3)
Si1—Pr2—Pr4 ^{iv}	75.19 (5)	N3 ⁱ —Si3—Pr1 ^{vi}	138.4 (3)
Si2 ^{iv} —Pr2—Pr4 ^{iv}	96.64 (5)	N4 ^{vi} —Si3—Pr1 ^{vi}	56.5 (3)
N1—Pr3—N5 ^{vii}	148.38 (19)	N4 ⁱ —Si3—Pr1 ^{vi}	112.5 (3)
N1—Pr3—N5 ^{viii}	148.38 (19)	Pr1—Si3—Pr1 ^{vi}	158.86 (12)
N5 ^{vii} —Pr3—N5 ^{viii}	60.6 (3)	N3 ^{vi} —Si3—Pr2 ^{xviii}	56.1 (3)
N1—Pr3—N5 ^{ix}	85.2 (3)	N3 ⁱ —Si3—Pr2 ^{xviii}	62.7 (3)
N5 ^{vii} —Pr3—N5 ^{ix}	72.6 (3)	N4 ^{vi} —Si3—Pr2 ^{xviii}	79.7 (3)
N5 ^{viii} —Pr3—N5 ^{ix}	101.2 (2)	N4 ⁱ —Si3—Pr2 ^{xviii}	154.9 (3)
N1—Pr3—N5 ^x	85.2 (3)	Pr1—Si3—Pr2 ^{xviii}	121.79 (7)
N5 ^{vii} —Pr3—N5 ^x	101.2 (2)	Pr1 ^{vi} —Si3—Pr2 ^{xviii}	76.26 (3)
N5 ^{viii} —Pr3—N5 ^x	72.6 (3)	N3 ^{vi} —Si3—Pr2	62.7 (3)
N5 ^{ix} —Pr3—N5 ^x	58.6 (3)	N3 ⁱ —Si3—Pr2	56.1 (3)
N1—Pr3—N4 ^{xi}	74.78 (15)	N4 ^{vi} —Si3—Pr2	154.9 (3)
N5 ^{vii} —Pr3—N4 ^{xi}	136.0 (2)	N4 ⁱ —Si3—Pr2	79.7 (3)
N5 ^{viii} —Pr3—N4 ^{xi}	75.5 (2)	Pr1—Si3—Pr2	76.26 (3)
N5 ^{ix} —Pr3—N4 ^{xi}	120.9 (2)	Pr1 ^{vi} —Si3—Pr2	121.79 (7)
N5 ^x —Pr3—N4 ^{xi}	64.7 (2)	Pr2 ^{xviii} —Si3—Pr2	75.92 (8)
N1—Pr3—N4 ^{vi}	74.78 (15)	N3 ^{vi} —Si3—Pr3	134.2 (3)
N5 ^{vii} —Pr3—N4 ^{vi}	75.5 (2)	N3 ⁱ —Si3—Pr3	55.4 (3)
N5 ^{viii} —Pr3—N4 ^{vi}	136.0 (2)	N4 ^{vi} —Si3—Pr3	56.9 (3)
N5 ^{ix} —Pr3—N4 ^{vi}	64.7 (2)	N4 ⁱ —Si3—Pr3	117.0 (3)
N5 ^x —Pr3—N4 ^{vi}	120.9 (2)	Pr1—Si3—Pr3	66.28 (2)
N4 ^{xi} —Pr3—N4 ^{vi}	148.3 (3)	Pr1 ^{vi} —Si3—Pr3	111.45 (3)
N1—Pr3—Si1 ^{viii}	171.4 (3)	Pr2 ^{xviii} —Si3—Pr3	78.13 (3)
N5 ^{vii} —Pr3—Si1 ^{viii}	34.86 (17)	Pr2—Si3—Pr3	111.28 (6)
N5 ^{viii} —Pr3—Si1 ^{viii}	34.86 (17)	N3 ^{vi} —Si3—Pr3 ^{vi}	55.4 (3)

N5 ^{ix} —Pr3—Si1 ^{viii}	102.31 (17)	N3 ⁱ —Si3—Pr3 ^{vi}	134.2 (3)
N5 ^x —Pr3—Si1 ^{viii}	102.31 (17)	N4 ^{vi} —Si3—Pr3 ^{vi}	117.0 (3)
N4 ^{xi} —Pr3—Si1 ^{viii}	104.38 (15)	N4 ⁱ —Si3—Pr3 ^{vi}	56.9 (3)
N4 ^{vi} —Pr3—Si1 ^{viii}	104.38 (15)	Pr1—Si3—Pr3 ^{vi}	111.45 (3)
N1—Pr3—Si2 ⁱⁱⁱ	105.8 (3)	Pr1 ^{vi} —Si3—Pr3 ^{vi}	66.28 (2)
N5 ^{vii} —Pr3—Si2 ⁱⁱⁱ	84.53 (19)	Pr2 ^{xviii} —Si3—Pr3 ^{vi}	111.28 (6)
N5 ^{viii} —Pr3—Si2 ⁱⁱⁱ	84.53 (19)	Pr2—Si3—Pr3 ^{vi}	78.13 (3)
N5 ^{ix} —Pr3—Si2 ⁱⁱⁱ	149.10 (17)	Pr3—Si3—Pr3 ^{vi}	168.55 (11)
N5 ^x —Pr3—Si2 ⁱⁱⁱ	149.10 (17)	Si2—N1—Pr3	178.3 (7)
N4 ^{xi} —Pr3—Si2 ⁱⁱⁱ	89.97 (15)	Si2—N1—Pr1	87.3 (5)
N4 ^{vi} —Pr3—Si2 ⁱⁱⁱ	89.97 (15)	Pr3—N1—Pr1	91.1 (4)
Si1 ^{viii} —Pr3—Si2 ⁱⁱⁱ	65.53 (9)	Si2—N1—Pr2 ^{ix}	89.8 (3)
N1—Pr3—Si3 ⁱⁱ	71.58 (17)	Pr3—N1—Pr2 ^{ix}	91.1 (3)
N5 ^{vii} —Pr3—Si3 ⁱⁱ	137.36 (18)	Pr1—N1—Pr2 ^{ix}	124.3 (2)
N5 ^{viii} —Pr3—Si3 ⁱⁱ	87.79 (18)	Si2—N1—Pr2 ^x	89.8 (3)
N5 ^{ix} —Pr3—Si3 ⁱⁱ	146.45 (18)	Pr3—N1—Pr2 ^x	91.1 (3)
N5 ^x —Pr3—Si3 ⁱⁱ	94.75 (16)	Pr1—N1—Pr2 ^x	124.3 (2)
N4 ^{xi} —Pr3—Si3 ⁱⁱ	30.36 (15)	Pr2 ^{ix} —N1—Pr2 ^x	111.2 (4)
N4 ^{vi} —Pr3—Si3 ⁱⁱ	127.82 (14)	Si2—N2—Si1 ^{xv}	147.4 (8)
Si1 ^{viii} —Pr3—Si3 ⁱⁱ	103.21 (6)	Si2—N2—Pr1	94.0 (4)
Si2 ⁱⁱⁱ —Pr3—Si3 ⁱⁱ	63.20 (6)	Si1 ^{xv} —N2—Pr1	118.6 (6)
N1—Pr3—Si3	71.58 (17)	Si3 ⁱⁱ —N3—Si2 ⁱⁱⁱ	175.7 (6)
N5 ^{vii} —Pr3—Si3	87.79 (18)	Si3 ⁱⁱ —N3—Pr2 ⁱ	90.7 (4)
N5 ^{viii} —Pr3—Si3	137.36 (18)	Si2 ⁱⁱⁱ —N3—Pr2 ⁱ	93.4 (3)
N5 ^{ix} —Pr3—Si3	94.75 (16)	Si3 ⁱⁱ —N3—Pr1	85.9 (3)
N5 ^x —Pr3—Si3	146.45 (18)	Si2 ⁱⁱⁱ —N3—Pr1	94.7 (3)
N4 ^{xi} —Pr3—Si3	127.82 (14)	Pr2 ⁱ —N3—Pr1	93.9 (3)
N4 ^{vi} —Pr3—Si3	30.36 (15)	Si3 ⁱⁱ —N3—Pr2 ⁱⁱ	84.3 (3)
Si1 ^{viii} —Pr3—Si3	103.21 (6)	Si2 ⁱⁱⁱ —N3—Pr2 ⁱⁱ	94.7 (3)
Si2 ⁱⁱⁱ —Pr3—Si3	63.20 (6)	Pr2 ⁱ —N3—Pr2 ⁱⁱ	91.0 (2)
Si3 ⁱⁱ —Pr3—Si3	100.21 (3)	Pr1—N3—Pr2 ⁱⁱ	169.1 (3)
N1—Pr3—Si1 ^{ix}	74.8 (3)	Si3 ⁱⁱ —N4—Pr2 ^{xiii}	124.0 (4)
N5 ^{vii} —Pr3—Si1 ^{ix}	94.91 (19)	Si3 ⁱⁱ —N4—Pr4	143.3 (4)
N5 ^{viii} —Pr3—Si1 ^{ix}	94.91 (19)	Pr2 ^{xiii} —N4—Pr4	92.1 (2)
N5 ^{ix} —Pr3—Si1 ^{ix}	30.70 (16)	Si3 ⁱⁱ —N4—Pr1	88.3 (3)
N5 ^x —Pr3—Si1 ^{ix}	30.70 (16)	Pr2 ^{xiii} —N4—Pr1	108.9 (3)
N4 ^{xi} —Pr3—Si1 ^{ix}	90.21 (15)	Pr4—N4—Pr1	85.3 (2)
N4 ^{vi} —Pr3—Si1 ^{ix}	90.21 (15)	Si3 ⁱⁱ —N4—Pr3 ⁱⁱ	92.7 (3)
Si1 ^{viii} —Pr3—Si1 ^{ix}	113.82 (7)	Pr2 ^{xiii} —N4—Pr3 ⁱⁱ	84.8 (2)
Si2 ⁱⁱⁱ —Pr3—Si1 ^{ix}	179.35 (8)	Pr4—N4—Pr3 ⁱⁱ	83.5 (2)
Si3 ⁱⁱ —Pr3—Si1 ^{ix}	117.13 (6)	Pr1—N4—Pr3 ⁱⁱ	162.7 (3)

supplementary materials

Si3—Pr3—Si1 ^{ix}	117.13 (6)	Si1—N5—Pr4 ^{iv}	169.2 (5)
N5 ^{xii} —Pr4—N5 ^{xiii}	88.2 (4)	Si1—N5—Pr2	97.4 (4)
N5 ^{xii} —Pr4—N4	90.6 (3)	Pr4 ^{iv} —N5—Pr2	93.2 (3)
N5 ^{xiii} —Pr4—N4	78.2 (3)	Si1—N5—Pr3 ^{xvi}	81.5 (3)
N5 ^{xii} —Pr4—N4 ^{xiv}	78.2 (3)	Pr4 ^{iv} —N5—Pr3 ^{xvi}	87.8 (3)
N5 ^{xiii} —Pr4—N4 ^{xiv}	90.6 (3)	Pr2—N5—Pr3 ^{xvi}	163.4 (4)
N4—Pr4—N4 ^{xiv}	164.5 (4)	Si1—N5—Pr3 ⁱⁱⁱ	93.7 (4)
N5 ^{xii} —Pr4—N6	100.3 (3)	Pr4 ^{iv} —N5—Pr3 ⁱⁱⁱ	85.8 (3)
N5 ^{xiii} —Pr4—N6	161.9 (3)	Pr2—N5—Pr3 ⁱⁱⁱ	84.7 (2)
N4—Pr4—N6	85.6 (3)	Pr3 ^{xvi} —N5—Pr3 ⁱⁱⁱ	78.8 (2)
N4 ^{xiv} —Pr4—N6	106.7 (3)	Si1—N5—Pr2 ^v	95.3 (4)
N5 ^{xii} —Pr4—N6 ^{xv}	161.9 (3)	Pr4 ^{iv} —N5—Pr2 ^v	83.8 (3)
N5 ^{xiii} —Pr4—N6 ^{xv}	100.3 (3)	Pr2—N5—Pr2 ^v	102.0 (3)
N4—Pr4—N6 ^{xv}	106.7 (3)	Pr3 ^{xvi} —N5—Pr2 ^v	94.6 (2)
N4 ^{xiv} —Pr4—N6 ^{xv}	85.6 (3)	Pr3 ⁱⁱⁱ —N5—Pr2 ^v	167.9 (3)
N6—Pr4—N6 ^{xv}	76.3 (4)	Si1—N6—Pr1	168.4 (7)
N5 ^{xii} —Pr4—Pr1	119.2 (2)	Si1—N6—Pr4	106.5 (4)
N5 ^{xiii} —Pr4—Pr1	115.63 (19)	Pr1—N6—Pr4	80.3 (3)
N4—Pr4—Pr1	47.91 (18)	Si1—N6—Pr4 ^{xv}	106.5 (4)
N4 ^{xiv} —Pr4—Pr1	147.47 (18)	Pr1—N6—Pr4 ^{xv}	80.3 (3)
N6—Pr4—Pr1	46.3 (2)	Pr4—N6—Pr4 ^{xv}	103.7 (4)
N6 ^{xv} —Pr4—Pr1	71.6 (2)	Si1—N6—Pr2	83.1 (3)
N5 ^{xii} —Pr4—Pr1 ^{xv}	115.63 (19)	Pr1—N6—Pr2	89.4 (3)
N5 ^{xiii} —Pr4—Pr1 ^{xv}	119.2 (2)	Pr4—N6—Pr2	169.3 (5)
N4—Pr4—Pr1 ^{xv}	147.47 (18)	Pr4 ^{xv} —N6—Pr2	77.32 (4)
N4 ^{xiv} —Pr4—Pr1 ^{xv}	47.91 (18)	Si1—N6—Pr2 ⁱ	83.1 (3)
N6—Pr4—Pr1 ^{xv}	71.6 (2)	Pr1—N6—Pr2 ⁱ	89.4 (3)
N6 ^{xv} —Pr4—Pr1 ^{xv}	46.3 (2)	Pr4—N6—Pr2 ⁱ	77.32 (4)
Pr1—Pr4—Pr1 ^{xv}	100.33 (3)	Pr4 ^{xv} —N6—Pr2 ⁱ	169.3 (5)
N5 ^{xii} —Pr4—Pr2 ^{xiii}	111.17 (19)	Pr2—N6—Pr2 ⁱ	99.7 (3)
N5 ^{xiii} —Pr4—Pr2 ^{xiii}	44.41 (19)		

Symmetry codes: (i) $-x, y, z$; (ii) $x+1/2, y, -z+1/2$; (iii) $x, y-1/2, -z+1/2$; (iv) $x-1/2, y-1/2, z$; (v) $-x-1/2, -y-1/2, -z+1$; (vi) $x-1/2, y, -z+1/2$; (vii) $x, -y-1/2, z-1/2$; (viii) $-x, -y-1/2, z-1/2$; (ix) $x, y+1/2, -z+1/2$; (x) $-x, y+1/2, -z+1/2$; (xi) $-x+1/2, y, -z+1/2$; (xii) $x+1/2, -y-1/2, -z+1$; (xiii) $x+1/2, y+1/2, z$; (xiv) $x, -y, -z+1$; (xv) $-x, -y, -z+1$; (xvi) $-x, -y-1/2, z+1/2$; (xvii) $-x-1/2, y+1/2, z$; (xviii) $-x-1/2, y, -z+1/2$.

Fig. 1

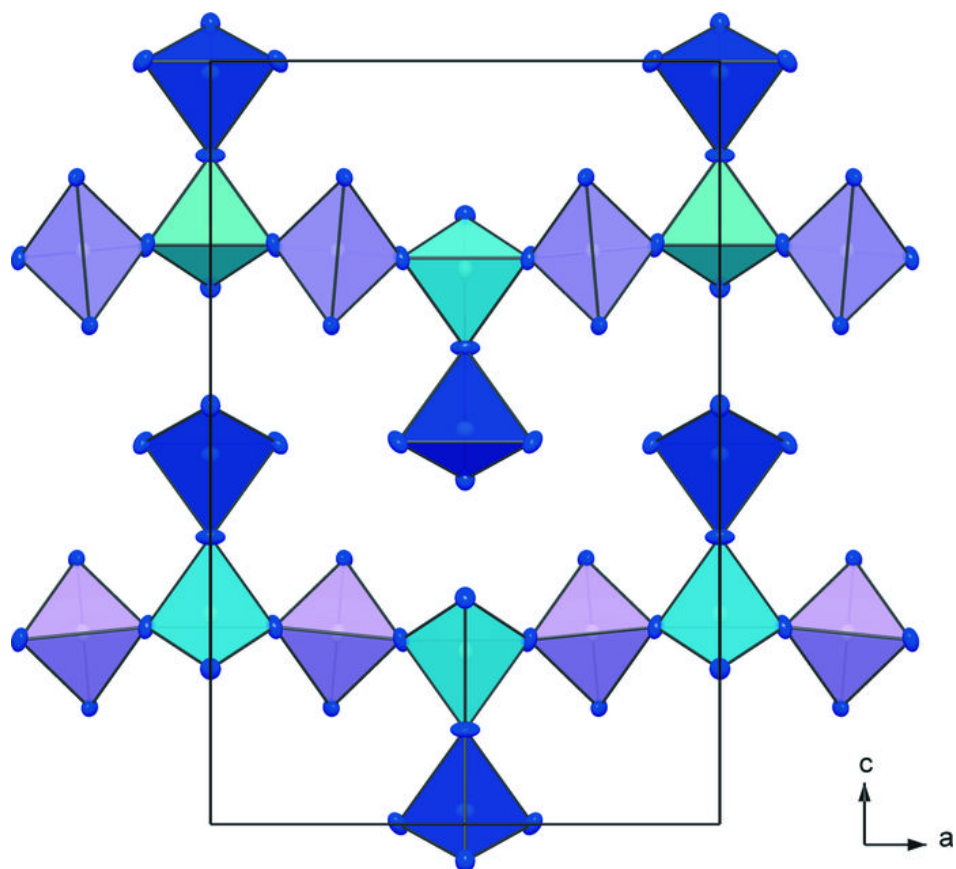


Fig. 2

